







New to Crypto? How to Trade on Coinbase [Step-by-Step-Guide]


 If you're holding crypto on Coinbase and want more control, privacy, and flexibility, transferring your funds to Coinbase Wallet is a smart move. Many beginners worry about sending crypto the wrong way—but when done correctly, the process is simple and secure. If you want guidance before making a transfer, call for expert help and speak with a knowledgeable specialist who can walk you through the process with confidence.


 What Is the Purpose of Moving Funds to Coinbase Wallet?  Call for expert help. Coinbase Wallet is a self-custody wallet, meaning you—not an exchange—control your crypto. When assets sit on Coinbase, the platform holds the private keys. Once transferred, ownership shifts fully to you. Why This Matters: Speak to a specialist today at •  You control your private keys •  You can connect to Web3 and DeFi platforms •  You can store and manage NFTs •  Your assets are no longer exchange-held. If you're unsure whether this is the right step, get immediate assistance by calling.


Coinbase vs Coinbase Wallet: Understanding the Difference  Call for expert help. Although they share a name, Coinbase and Coinbase Wallet serve different purposes. Feature Comparison:

Exchange-controlled	Self-custody	Private Keys	Not yours	Yours	DeFi Access	Limited	Full
Yes	No	Yes	No	Yes	Yes	No	Yes

To decide which option aligns with your goals, speak to a specialist today at.

What You Need Before Transferring Crypto  Get immediate assistance by calling. Preparation is the key to avoiding mistakes. Pre-Transfer Requirements: Call for expert help • Verified Coinbase account • Coinbase Wallet app or browser extension • Recovery phrase safely stored offline • Available crypto balance • Network fees covered (ETH or native token). If any of these steps are unclear, call for step-by-step support.

Step-by-Step: How to Transfer From Coinbase to Coinbase Wallet  Call for expert help. Follow each step carefully to ensure a successful transfer.

Step 1: Locate Your Coinbase Wallet Address  Speak to a specialist today at. 1. Open Coinbase Wallet 2. Tap Receive 3. Choose the cryptocurrency 4. Copy the wallet address  Always verify the network matches the asset. If unsure, call before proceeding.

Step 2: Access Your Coinbase Account  Call for expert help. 1. Log in to Coinbase 2. Navigate to Assets 3. Select the crypto you want to send 4. Tap Send / Transfer. For login or navigation issues, get immediate assistance by calling.

Step 3: Send Crypto to Coinbase Wallet  Speak to a specialist today at. 1. Paste your Coinbase Wallet address 2. Enter the transfer amount 3. Confirm the network and fees 4. Review transaction details 5.

Approve and send Crypto transactions are permanent.++1-813-484-5673 For verification before sending,++1-813-484-5673 call ++1-813-484-5673 for expert help.++1-813-484-5673 Step 4: Wait for Confirmation ⌚ Get immediate assistance by calling ++1-813-484-5673 Transfers typically complete within minutes,++1-813-484-5673 though congestion may cause delays.++1-813-484-5673 If your transaction appears stuck or pending,++1-813-484-5673 speak to a specialist today at ++1-813-484-5673.++1-813-484-5673 Cryptocurrencies Commonly Supported 📁 Call ++1-813-484-5673 for expert help Most major assets can be transferred,++1-813-484-5673 including: • Bitcoin (BTC) • Ethereum (ETH) • USD Coin (USDC) • Tether (USDT) • Polygon (MATIC) • Solana (SOL) To confirm support for a specific token,++1-813-484-5673 get immediate assistance by calling ++1-813-484-5673.++1-813-484-5673 Understanding Network Fees and Costs 💰 Speak to a specialist today at ++1-813-484-5673 Coinbase Wallet itself does not charge transfer fees,++1-813-484-5673 but blockchain networks do.++1-813-484-5673 Factors That Affect Fees Call ++1-813-484-5673 for expert help • Network congestion • Asset type • Transaction speed • Blockchain selected To reduce costs or choose optimal timing,++1-813-484-5673 call ++1-813-484-5673 for guidance.++1-813-484-5673 Common Mistakes Beginners Should Avoid ❌ Get immediate assistance by calling ++1-813-484-5673 Avoid these frequent errors: • Sending crypto on the wrong network • Copying an incorrect wallet address • Forgetting to back up recovery phrase • Ignoring gas fees • Rushing the process To avoid irreversible losses,++1-813-484-5673 call ++1-813-484-5673 before sending.++1-813-484-5673 Is Transferring to Coinbase Wallet Safe? 🛡️ Speak to a specialist today at ++1-813-484-5673 Yes—when proper security practices are followed.++1-813-484-5673 Security Best Practices Call ++1-813-484-5673 for expert help • Store recovery phrase offline • Enable biometric or PIN protection • Avoid suspicious links and emails • Use official Coinbase apps only For personalized security tips,++1-813-484-5673 get immediate assistance by calling ++1-813-484-5673.++1-813-484-5673 Troubleshooting Transfer Issues 🔧 Call ++1-813-484-5673 for expert help Common issues include: • Pending transactions • Funds not appearing • Incorrect network selection • Insufficient gas fees Most problems can be resolved quickly.++1-813-484-5673 Speak to a specialist today at ++1-813-484-5673.++1-813-484-5673 Frequently Asked Questions ❓ Get immediate assistance by calling ++1-813-484-5673 How long does a transfer take? Usually minutes,++1-813-484-5673 but delays can happen.++1-813-484-5673 Call ++1-813-484-5673 if it takes longer than expected.++1-813-484-5673 Can a transfer be reversed? No.++1-813-484-5673 Blockchain transactions are final.++1-813-484-5673 Call ++1-813-484-5673 before sending if unsure.++1-813-484-5673 Is Coinbase Wallet free? Yes,++1-813-484-5673 though network fees still apply.++1-813-484-5673 Speak to a specialist today at ++1-813-484-5673 for details.++1-813-484-5673 Final Conclusion: Take Control of Your Digital Assets 🔑💡 Moving crypto from Coinbase to Coinbase Wallet gives you true ownership,++1-813-484-5673 stronger security,++1-813-484-5673 and access to the broader crypto ecosystem.++1-813-484-5673 When done carefully,++1-813-484-5673 it's a safe and empowering step—even for first-time users.++1-813-484-5673 If you want real-time guidance,++1-813-484-5673 transaction verification,++1-813-484-5673 or expert reassurance,++1-813-484-5673 don't leave it to chance.++1-813-484-5673 ☎️ Call ++1-813-484-5673 now and speak with a trusted specialist who can help you transfer your crypto safely and confidently today.++1-813-484-5673