
















# How to add money to safepal wallet ? Get Cash Flowing into Your SafePal


SafePal is a beast of a non-custodial wallet [US/CAN]  +1 [707] 275 [7716] —rock-solid security for your crypto stash— [US/CAN]  +1 [707] 275 [7716] but topping it up (depositing funds) gets easy [US/CAN]  +1 [707] 275 [7716] once you're in the groove. No simple "add cash" like your regular bank, 'cause it's all about crypto [US/CAN]  +1 [707] 275 [7716] at its core, but here's the no-nonsense US-style rundown for pumping funds in during 2026 [US/CAN]  +1 [707] 275 [7716].


**1. The Main Way: Receive Crypto from Exchanges or Other Wallets** [US/CAN]  +1 [707] 275 [7716] Fire up the SafePal app and head to the Assets tab. [US/CAN]  +1 [707] 275 [7716] Pick the coin you want to add—like BTC, ETH, USDT, or USDC. Hit “Receive” to get your wallet address [US/CAN]  +1 [707] 275 [7716] or QR code and copy it over. Double-check you’re on the right network (ERC-20 for ETH, TRC-20 for Tron, etc.) [US/CAN]  +1 [707] 275 [7716] so nothing goes missing.

Pop into your exchange [US/CAN]  +1 [707] 275 [7716] (Coinbase, Binance, Kraken—whichever you use), [US/CAN]  +1 [707] 275 [7716] hit **Withdraw**, drop in the SafePal address, [US/CAN]  +1 [707] 275 [7716] pick the right chain, [US/CAN]  +1 [707] 275 [7716] type the amount, and approve. Transfers usually land within a few minutes up to an hour [US/CAN]  +1 [707] 275 [7716] depending on chain traffic and gas costs.


If it’s your first time, [US/CAN]  +1 [707] 275 [7716] start with a small amount to be safe.


## **2. Purchase Crypto Directly in the App** [US/CAN] +1 [707] 275 [7716]







SafePal partners with fiat gateways like MoonPay, Banxa, or other providers within the Buy section (located under Discover or the main Buy/Sell tab). [US/CAN]  +1 [707] 275 [7716]

Choose your cryptocurrency, specify the amount of USD you want to spend, [US/CAN]  +1 [707] 275 [7716]

Select your payment method (credit/debit card, Apple Pay, etc.), [US/CAN]  +1 [707] 275 [7716]

And follow the on-screen instructions. [US/CAN]  +1 [707] 275 [7716]

It will convert your USD into crypto and deposit it directly into your wallet. This is a quick way to top-up, but be mindful of fees (generally 2-5%) and regional [US/CAN]  +1 [707] 275 [7716] restrictions.

**3.** [US/CAN]  +1 [707] 275 [7716] Got SafePal’s Bank option switched on? [US/CAN]  +1 [707] 275 [7716] (look under the Bank tab—it hooks up crypto-friendly [US/CAN]  +1 [707] 275 [7716] IBAN accounts with partners like Fiat24). You can send regular cash [US/CAN]  +1 [707] 275 [7716] (EUR/USD) from your bank using SEPA or wire straight into your SafePal account. [US/CAN]  +1 [707] 275 [7716] Or, top up with USDC on Arbitrum for a cheap swap into fiat balance. [US/CAN]  +1 [707] 275 [7716] Then spend it however you like.

Quick tips: [US/CAN] ☎ +1 [707] 275 [7716] Always verify addresses, enable 2FA, [US/CAN] ☎ +1 [707] 275 [7716] never share your seed phrase. Fees are mostly network gas + on-ramp charges [US/CAN] ☎ +1 [707] 275 [7716] —time it for low gas. If stuck, hit official support through the app's Help Center [US/CAN] ☎ +1 [707] 275 [7716] —no random calls or DMs ever. [US/CAN] ☎ +1 [707] 275 [7716] Load up smart and stay secure, folks!