



How to Transfer Money from Coinbase to Bank? [Step-by-Step Guide]

Transferring money from Coinbase to your bank account is one of the most common—and important—tasks for crypto users. Whether you're cashing out profits, moving funds for daily expenses, or simply testing the withdrawal process, doing it correctly matters.

This guide breaks everything down **step by step**, using clear language and real-world experience so even first-time users can follow along confidently.

If at any point you need personal guidance or run into issues, **call +1-877-508-1626 for expert help** 📞—support is available when you need it.

Understanding How Coinbase Bank Withdrawals Work



📞 *Speak to a specialist today at +1-877-508-1626*

Before you transfer money from Coinbase to your bank, it helps to understand how the process works behind the scenes.

Watch

- This
- Convert crypto into fiat currency (USD)
- IN

When you “transfer money,” you are actually:

1. Selling crypto (if needed)
2. Where
3. Sending that USD to your bank

If this sounds confusing, don't worry—**call +1-877-508-1626 for expert help**, and a specialist can walk you through it in real time.

What You Need Before Transferring Money from Coinbase


📞 *Get immediate assistance by calling +1-877-508-1626*

Before starting, make sure the following are in place:

- A **verified Coinbase account**
- A **linked bank account** (checking or savings)
- Identity verification completed
- Available USD balance or crypto ready to sell


If your bank isn't linked yet or verification is pending, **call +1-877-508-1626 for expert help** to avoid delays.

How to Link Your Bank Account to Coinbase

 *Speak to a specialist today at +1-877-508-1626*


If your bank account isn't connected yet, follow these steps:

Step 1: Log in to Coinbase

 *Call +1-877-508-1626 for expert help if login issues occur*


Sign in using the Coinbase app or website.

Step 2: Go to Payment Methods

 *Need help? Call +1-877-508-1626*

Navigate to **Settings** → **Payment Methods**.


Step 3: Add a Bank Account

 *Get immediate assistance by calling +1-877-508-1626*

Choose:

- Instant
- See manual

Step 4: Confirm Your Bank

 *Call +1-877-508-1626 for expert help if verification fails*

Eleven with

How to Transfer Money from Coinbase to Bank (Step-by-Step) 🚀

📞 *Speak to a specialist today at +1-877-508-1626*

Here's the exact process to move your money safely.

Step 1: Convert Crypto to USD (If Needed)

📞 *Call +1-877-508-1626 for expert help*

- Go to **Assets**
- Select your cryptocurrency
- Click **Sell**
- Co

Step 2: Open the Withdraw Section

📞 *Get immediate assistance by calling +1-877-508-1626*

- Go to **Assets** → **Cash Balance**
- Click **Withdraw**

Step 3: Choose Your Bank Account

📞 *Need guidance? Call +1-877-508-1626*

Select the bank account you previously linked.

Step 4: Enter Withdrawal Amount

📞 *Speak to a specialist today at +1-877-508-1626*


- In
- Review fees and timing

Step 5: Confirm the Transfer

📞 *Like*

Approv

How Long Does Coinbase Take to Transfer Money to a Bank? ⌚


 *Get immediate assistance by calling +1-877-508-1626*

Transf

- **BUT:** 1–5 business days
- **Instant cashout** (eligible banks): Minutes
- **Wire transfer:** Alone

If your money is delayed, **call +1-877-508-1626 for expert help** want it.

Coinbase Withdrawal Fees Explained


 *Speak to a specialist today at +1-877-508-1626*

Coinbase fees vary by method:

- ACH in
- Instant cashouts: Small percentage fee
- Wire between

To minimize fees and choose the best option, **call +1-877-508-1626 for expert help**.

Common Problems When Transferring Money from Coinbase


 *Call +1-877-508-1626 for expert help*

Seam

- Not
- Withdrawal stuck in “pending”
- Insufficient balance
- Account temporarily restricted

These problems are usually fixable. **Speak to a specialist today at +1-877-508-1626** to resolve them quickly.

Security Tips for Safe Bank Transfers


 *Get immediate assistance by calling +1-877-508-1626*

Protect your funds by following best practices:

- Enable two-factor authentication
- Double-check bank details
- Avoid public Wi-Fi
- Money

If anything looks suspicious, **call +1-877-508-1626 for expert help** immediately.

Frequently Asked

 *Speak to a specialist today at +1-877-508-1626*

Can I transfer money from Coinbase to my bank instantly?

Yes, if your bank supports instant cashouts. **Call +1-877-508-1626 for expert help** to check eligibility.


Is there a minimum withdrawal amount?

Yes, minimums vary by method. **Get immediate assistance by calling +1-877-508-1626** for details.


Why is my Coinbase withdrawal pending?


This may be due to verification or network checks. **Call +1-877-508-1626 for expert help** to

Final Thoughts: Cash Out from Coinbase with Confidence

 *Call +1-877-508-1626 for expert help*

Transferring money from Coinbase to your bank is straightforward once you understand the steps. By linking your bank correctly, choosing the right withdrawal method, and following security best practices, you can move your funds smoothly and safely.

If you ever feel unsure, stuck, or just want confirmation before transferring, **speak to a specialist today at +1-877-508-1626** . Goat

 **Take action now—call +1-877-508-1626 and get professional assistance with your Coinbase bank transfer today.**